
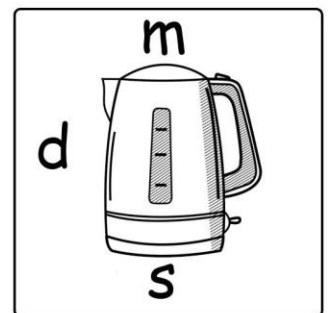









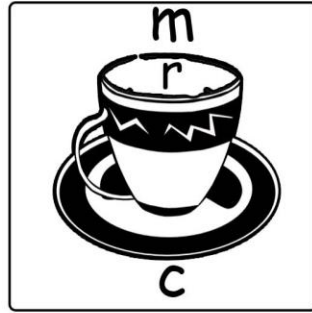



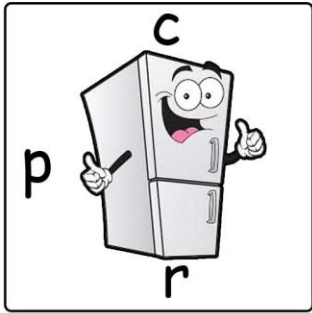




Arka sayfadaki cümlelerden yola çıkarak istenen harfleri bulun. Yerlerine yerleştirip anahtar cümleyi bulun. Cümlede isteneni verilen boşluğa yapın.



Harflerin yerlerini oku, ön sayfadan bul ve kutulara yerleřtir. İstlenen řeyi ařađıdaki bölüme yap.

It is on the chair

It is in the bedroom

It is on the toilet

It is on the toy box

It is under the bed

It is under the kettle

It is under the television

It is in the kitchen

It is under the table

It is on the shampoo

It is in the living room

It is on the wardrobe

It is under the sofa

It is under the fridge

It is in the bathroom

It is on the armchair

It is in the cup

It is under the soap

